

ISO A

PASSAGGIO LIBERO/ACCIAIO
FREE FLOW/STEEL
FREIER DURCHLAUF/STAHL
PASSAGE LIBRE/ACIER



PA01

Nominal size				Max working pressure	Rated flow	Max flow rate	Min burst pressure			Fluid spillage
DNP	BG	ISO	mm				Male	Female	Coupled	
06	1	6.3	5,5	35	12	24	-	-	140	-
10	2	10	9	35	23	46	-	-	150	-
13	3	12.5	11,5	30	45	90	-	-	120	-
20	4	20	16,5	25	106	220	-	-	100	-
25	5	25	19	25	189	380	-	-	100	-
30	6	31.5	24,5	25	288	580	-	-	100	-

PAOC

Nominal size				Max working pressure	Rated flow	Max flow rate	Min burst pressure			Fluid spillage
DNP	BG	ISO	mm				Male	Female	Coupled	
10	2	10	13	35	45	90	-	-	150	-
13	3	12.5	17,2	30	189	380	-	-	120	-
20	4	20	23,2	25	288	580	-	-	100	-
25	5	25	28,2	25	379	760	-	-	100	-

1 MPa = 145,04 psi • 1 l = 0,264 gal

Caratteristiche tecniche

- Norma: ISO 7241-1 A
- Occlusione: passaggio libero
- Aggancio: sfere radiali
- Materiale: acciaio
- Finitura: Zn-Fe (PA01) / cromatura (PAOC)
- Filettature: BSP - NPT - RC
- Guarnizioni standard: NBR (PA01) / FKM (PAOC)
- Temperatura d'esercizio (PA01): -25 °C +100 °C
- Temperatura d'esercizio (PAOC): -25 °C +200 °C
- Guarnizioni opzionali: FKM, EPDM o altro
- Pressioni di esercizio: 250-350 bar

Technical data

- Standard: ISO 7241-1 A
- Occlusion: free flow
- Locking: radial balls
- Material: steel
- Finishing: Zn-Fe (PA01) / chroming (PAOC)
- Threads: BSP - NPT - RC
- Standard seals: NBR (PA01) / FKM (PAOC)
- Working temperature (PA01): -25 °C +100 °C
- Working temperature (PAOC): -25 °C +200 °C
- Optional seals: FKM, EPDM or more
- Working pressure: 250-350 bar

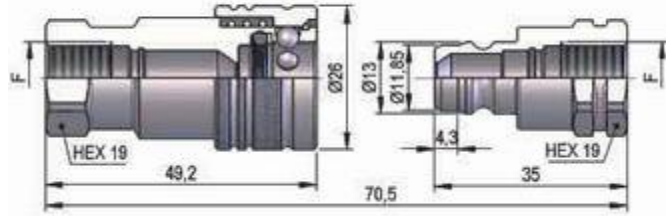
Technische Merkmale

- Norm: ISO 7241-1 A
- Verschluss: freier Durchlauf
- Kupplung: Radialkugeln
- Werkstoff: Stahl
- Ausführung: Zn-Fe (PA01) / Verchromung (PAOC)
- Gewinde: BSP - NPT - RC
- Standard-Dichtungen: NBR (PA01) / FKM (PAOC)
- Betriebstemperatur (PA01): -25 °C +100 °C
- Betriebstemperatur (PAOC): -25 °C +200 °C
- Dichtungen nach Wahl: FKM, EPDM, usw.
- Betriebsdruck: 250-350 bar

Caracteristiques techniques

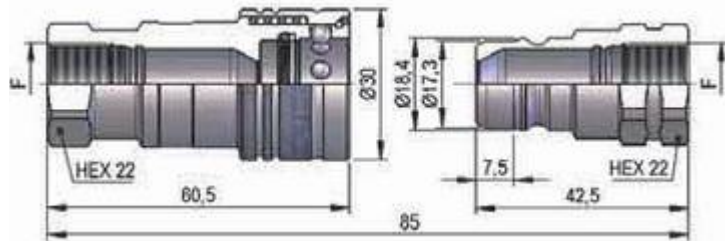
- Norme: ISO 7241-1 A
- Obturation: passage libre
- Accrochage: billes radiales
- Matériel: acier
- Traitement: Zn-Fe (PA01) / chromage (PAOC)
- Taraudage: BSP - NPT - RC
- Joints standard: NBR (PA01) / FKM (PAOC)
- Température de service (PA01): -25 °C +100 °C
- Température de service (PAOC): -25 °C +200 °C
- Joints facultatifs: FKM, EPDM, ect.
- Pression de service: 250-350 bar

PAO1 DN06 - BG 1 - ISO 6.3



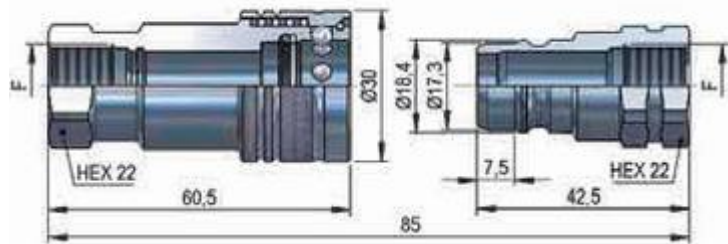
F	STANDARD	FEMMINA - FEMALE - MUFFE - FEMELLE			MASCIO - MALE - STECKER - MALE		
		COD. F	Weight (g)	Packaging (pcs.)	COD. M	Weight (g)	Packaging (pcs.)
BSP 1/4"	DIN 3852-2-X	PAO1.0606.002	102	180	PAO1.0606.003	33	300
NPT 1/4"	ANSI B1.20.3	PAO1.0606.012	103	180	PAO1.0606.013	34	300
RC 1/4"	UNI ISO 7/1	PAO1.0606.042	103	180	PAO1.0606.043	34	300

PAO1 DN10 - BG 2 - ISO 10

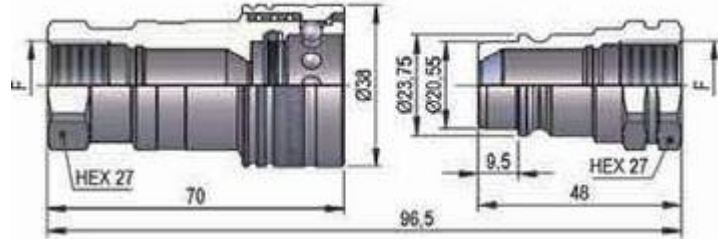


F	STANDARD	FEMMINA - FEMALE - MUFFE - FEMELLE			MASCIO - MALE - STECKER - MALE		
		COD. F	Weight (g)	Packaging (pcs.)	COD. M	Weight (g)	Packaging (pcs.)
BSP 3/8"	DIN 3852-2-X	PAO1.1010.002	146	100	PAO1.1010.003	50	200
NPT 3/8"	ANSI B1.20.3	PAO1.1010.012	147	100	PAO1.1010.013	51	200
RC 3/8"	UNI ISO 7/1	PAO1.1010.042	147	100	PAO1.1010.043	51	200

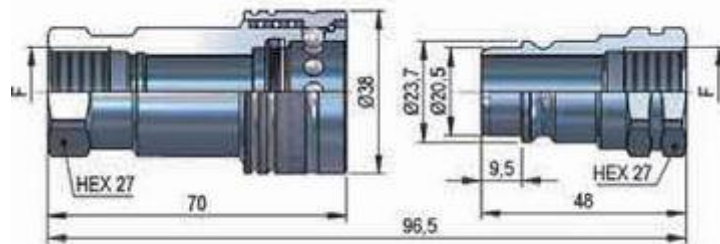
PAOC DN10 - BG 2 - ISO 10



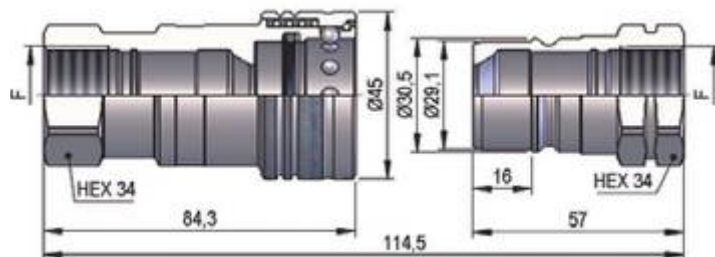
F	STANDARD	FEMMINA - FEMALE - MUFFE - FEMELLE			MASCIO - MALE - STECKER - MALE		
		COD. F	Weight (g)	Packaging (pcs.)	COD. M	Weight (g)	Packaging (pcs.)
BSP 3/8"	DIN 3852-2-X	PAOC.1010.002	145	100	PAOC.1010.003	49	200

PAO1 DN13 - BG 3 - ISO 12.5


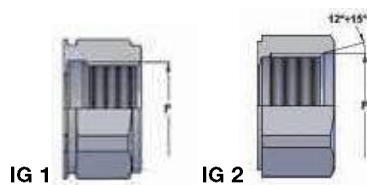
THREADS	F	STANDARD	FEMMINA - FEMALE - MUFFE - FEMELLE			MASCHIO - MALE - STECKER - MALE		
			COD. F	Weight (g)	Packaging (pcs.)	COD. M	Weight (g)	Packaging (pcs.)
IG1	BSP 1/2"	DIN 3852-2-X	PA01.1313.002	250	50	PA01.1313.003	80	200
	NPT 1/2"	ANSI B1.20.3	PA01.1313.012	251	50	PA01.1313.013	81	200
	RC 1/2"	UNI ISO 7/1	PA01.1313.042	251	50	PA01.1313.043	81	200
IG2	M22x1,5	SAE J 2244/1	PA01.1322.102	243	50	PA01.1322.103	73	200

PAOC DN13 - BG 3 - ISO 12.5


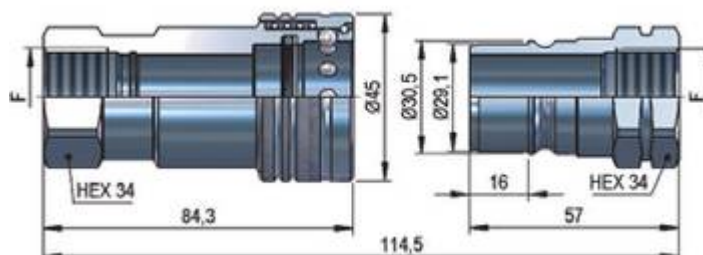
F	STANDARD	FEMMINA - FEMALE - MUFFE - FEMELLE			MASCHIO - MALE - STECKER - MALE		
		COD. F	Weight (g)	Packaging (pcs.)	COD. M	Weight (g)	Packaging (pcs.)
BSP 1/2"	DIN 3852-2-X	PAOC.1313.002	246	50	PAOC.1313.003	76	200

PAO1 DN20 - BG 4 - ISO 20


F	STANDARD	FEMMINA - FEMALE - MUFFE - FEMELLE			MASCHIO - MALE - STECKER - MALE		
		COD. F	Weight (g)	Packaging (pcs.)	COD. M	Weight (g)	Packaging (pcs.)
BSP 3/4"	DIN 3852-2-X	PA01.2019.002	396	28	PA01.2019.003	149	45
NPT 3/4"	ANSI B1.20.3	PA01.2019.012	400	28	PA01.2019.013	153	45
RC 3/4"	UNI ISO 7/1	PA01.2019.042	400	28	PA01.2019.043	153	45

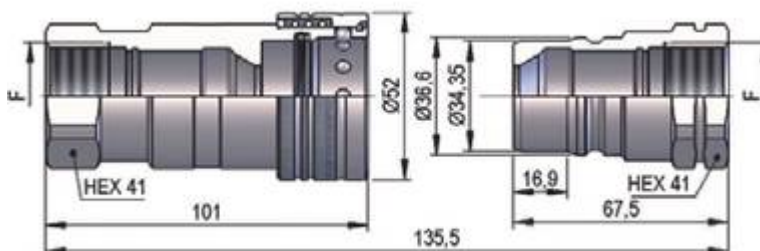
THREADS


PAOC DN20 - BG 4 - ISO 20



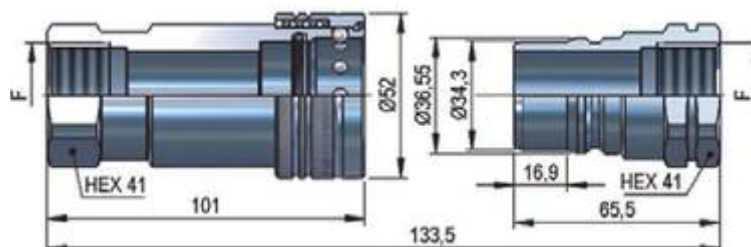
F	STANDARD	FEMMINA - FEMALE - MUFFE - FEMELLE			MASCHIO - MALE - STECKER - MALE		
		COD. F	Weight (g)	Packaging (pcs.)	COD. M	Weight (g)	Packaging (pcs.)
BSP 3/4"	DIN 3852-2-X	PAOC.2019.002	392	28	PAOC.2019.003	145	45

PAO1 DN25 - BG 5 - ISO 25



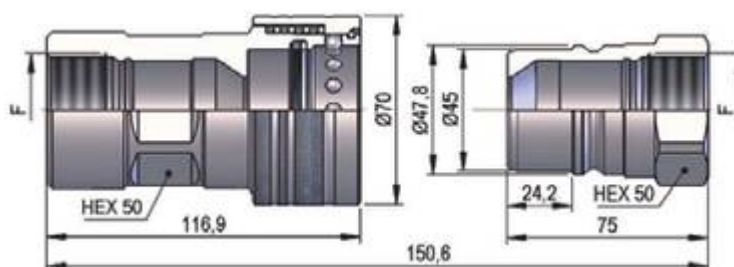
F	STANDARD	FEMMINA - FEMALE - MUFFE - FEMELLE			MASCHIO - MALE - STECKER - MALE		
		COD. F	Weight (g)	Packaging (pcs.)	COD. M	Weight (g)	Packaging (pcs.)
BSP 1"	DIN 3852-2-X	PAO1.2525.002	640	20	PAO1.2525.003	243	30
NPT 1"	ANSI B1.20.3	PAO1.2525.012	649	20	PAO1.2525.013	252	30
RC 1"	UNI ISO 7/1	PAO1.2525.042	649	20	PAO1.2525.043	252	30

PAOC DN25 - BG 5 - ISO 25



F	STANDARD	FEMMINA - FEMALE - MUFFE - FEMELLE			MASCHIO - MALE - STECKER - MALE		
		COD. F	Weight (g)	Packaging (pcs.)	COD. M	Weight (g)	Packaging (pcs.)
BSP 1"	DIN 3852-2-X	PAOC.2525.002	631	20	PAOC.2525.003	234	30

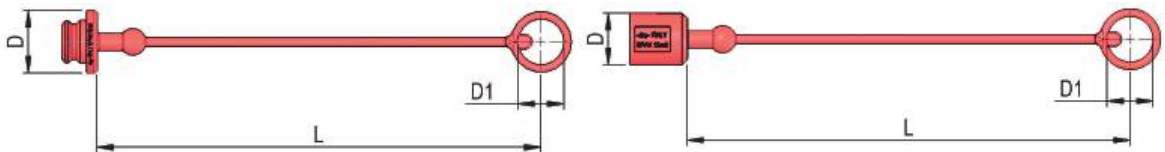
PAO1 DN30 - BG 6 - ISO 31.5



F	STANDARD	FEMMINA - FEMALE - MUFFE - FEMELLE			MASCHIO - MALE - STECKER - MALE		
		COD. F	Weight (g)	Packaging (pcs.)	COD. M	Weight (g)	Packaging (pcs.)
BSP 1 1/4"	DIN 3852-2-X	PAO1.3031.002	1381	12	PAO1.3031.003	425	20
NPT 1 1/4"	ANSI B1.20.3	PAO1.3031.012	1392	12	PAO1.3031.013	436	20
RC 1 1/4"	UNI ISO 7/1	PAO1.3031.042	1392	12	PAO1.3031.043	436	20

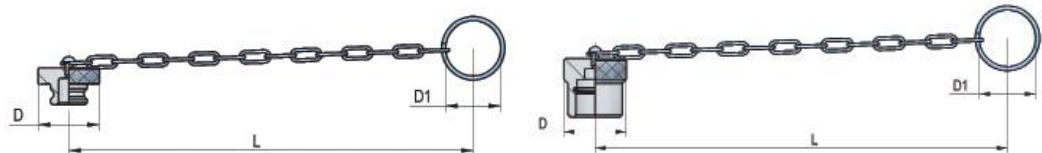
PLASTIC CAPS

NOMINAL SIZE			FEMALE DUST PLUG					MALE DUST CAP					COLOUR	MATERIAL
DNP	BG	ISO	COD. F	Dimensions			Weight (g)	COD. M	Dimensions			Weight (g)		
				D	L	D1			D	L	D1			
06	1	6.3	SPAV.06002	10	110	6	7	SPAV.06003	11	110	6	9	●	PVC
10	2	10	SPAV.10002	28	220	22	14	SPAV.10003	23,5	220	22	16	●	PVC
10	2	10	SPAV.10022	28	220	22	14	SPAV.10023	23,5	220	22	16	●	PVC
10	2	10	SPAV.10032	28	220	22	14	SPAV.10033	23,5	220	22	16	●	PVC
13	3	12.5	SPAV.13002	35	250	26	20	SPAV.13003	29	250	26	21	●	PVC
13	3	12.5	SPAV.13012	35	250	26	20	SPAV.13013	29	250	26	21	●	PVC
13	3	12.5	SPAV.13022	35	250	26	20	SPAV.13023	29	250	26	21	●	PVC
13	3	12.5	SPAV.13032	35	250	26	20	SPAV.13033	29	250	26	21	●	PVC
13	3	12.5	SPAV.13042	35	250	26	20	SPAV.13043	29	250	26	21	●	PVC
13	3	12.5	SPAV.13052	35	250	26	20	SPAV.13053	29	250	26	21	○	PVC
13	3	12.5	SPAV.13062	35	250	26	20	SPAV.13063	29	250	26	21	●	PVC
20	4	20	SPAV.20002	42	270	36	33	SPAV.20003	36,5	270	36	39	●	PVC
20	4	20	SPAV.20012	42	270	36	33	SPAV.20013	36,5	270	36	39	●	PVC
20	4	20	SPAV.20032	42	270	36	33	SPAV.20033	36,5	270	36	39	●	PVC
20	4	20	SPAV.20052	42	270	36	33	SPAV.20053	36,5	270	36	39	○	PVC
20	4	20	SPAV.20062	42	270	36	33	SPAV.20063	36,5	270	36	39	●	PVC
25	5	25	SPAV.25002	41	235	28	46	SPAV.25003	36	235	28	53	●	PVC

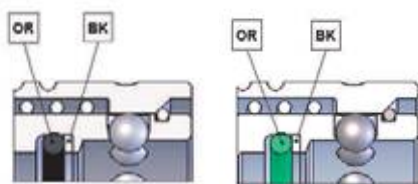


METAL CAPS

NOMINAL SIZE			FEMALE DUST PLUG					MALE DUST CAP					MATERIAL
DNP	BG	ISO	COD. F	Dimensions			Weight (g)	COD. M	Dimensions			Weight (g)	
				D	L	D1			D	L	D1		
06	1	6.3	SPAV.06202	19	160	30	11	SPAV.06203	19	180	30	18	Aluminum
10	2	10	SPAV.10202	30	200	33	42	SPAV.10203	30	200	33	50	Aluminum
13	3	12.5	SPAV.13202	38	205	32	51	SPAV.13203	38	205	32	70	Aluminum
20	4	20	SPAV.20202	45	275	47	66	SPAV.20203	45	275	47	107	Aluminum
25	5	25	SPAV.25202	43	240	41	59	SPAV.25203	45	290	41	119	Aluminum
30	6	31.5	SPAV.30202	70	275	47	119	SPAV.30203	70	275	47	280	Aluminum



SPARE PARTS



PA01

PA0C

NOMINAL SIZE			PA01 FEMALE GASKET		PA0C FEMALE GASKET	
DNP	BG	ISO	OR (NBR*)	BK (PTFE)	OR (VITON)	BK (PTFE)
06	1	6.3	PAV.006.120	PAV.006.130	-	-
10	2	10	PAV.010.120	PAV.010.130	PAV.010.120 V	PAV.010.130
13	3	12.5	PAV.013.120	PAV.013.130	PAV.013.120 V	PAV.013.130
20	4	20	PAV.019.120	PAV.019.130	PAV.019.120 V	PAV.019.130
25	5	25	PAV.025.120	PAV.025.130	PAV.025.120 V	PAV.025.130
30	6	31.5	PAV.030.120	PAV.030.130	-	-

* AL CODICE DELLA GUARNIZIONE IN NBR AGGIUNGERE 'E' PER EPDM O 'V' PER VITON
 TO THE NBR GASKET CODE ADD 'E' FOR EPDM OR 'V' FOR VITON
 ZU DER ARTIKELNR. DER NBR DICHTUNG GEBEN SIE 'E' FUER EPDM ODER 'V' FUER VITON AN
 AU CODE DU JOINT EN NBR JOINDRE 'E' POUR EPDM OU 'V' POUR VITON